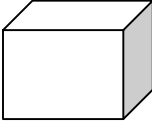




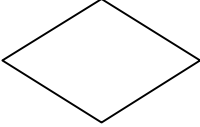
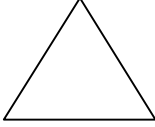





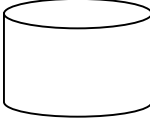
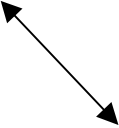
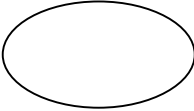
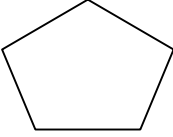


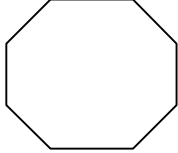



A. Label the shapes and lines.

			
<i>cube</i>			
			
			
			
			

B. Fill in the chart with three examples of each type of shape.

only straight lines	only curved lines	both straight & curved