





Use ordinal numbers to talk about dates. Use regular numbers to write dates.
 * Note: You hear November third. → You write Nov. 3.

<p>You hear...</p> <div style="display: flex; justify-content: space-around; align-items: center;">   </div> <p>“Your doctor’s appointment is September ninth at one o’clock.”</p>	<p>You hear...</p> <div style="display: flex; justify-content: space-around; align-items: center;">   </div> <p>“Your doctor’s appointment is March thirty-first at six o’clock.”</p>
<p>You write...</p> <p>✎ Sept. 9 at 1:00</p>	<p>You write...</p> <p>✎ March 31 at 6:00</p>

B. Write the dates and times using regular numbers.

<p>You hear...</p> <p>“Your doctor’s appointment is September ninth at one o’clock.”</p>	<p>You hear...</p> <p>“Your doctor’s appointment is February twenty-fifth at ten o’clock.”</p>
<p>✎ 1. <i>Sept. 9 at 1:00</i></p>	<p>✎ 4.</p>
<p>You hear...</p> <p>“Your doctor’s appointment is June thirtieth at three forty-five.”</p>	<p>You hear...</p> <p>“Your doctor’s appointment is November first at twelve forty-five.”</p>
<p>✎ 2.</p>	<p>✎ 5.</p>
<p>You hear...</p> <p>“Your doctor’s appointment is April fourth at eight-thirty.”</p>	<p>You hear...</p> <p>“Your doctor’s appointment is August eleventh at seven thirty.”</p>
<p>✎ 3.</p>	<p>✎ 6.</p>